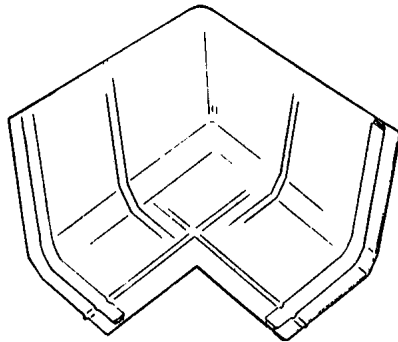
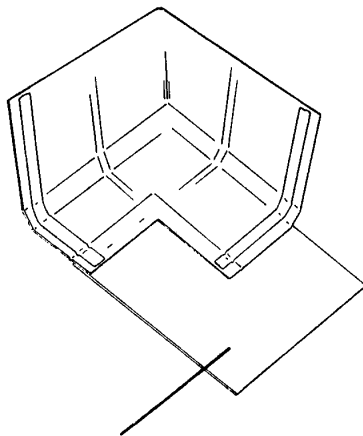


Internal Corner

CODE **GW296**

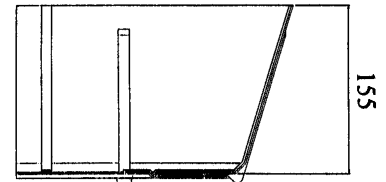
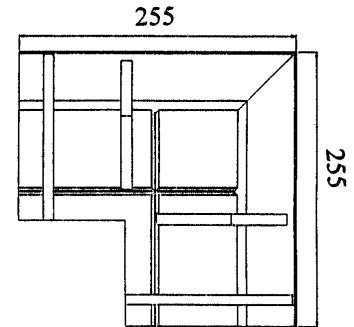
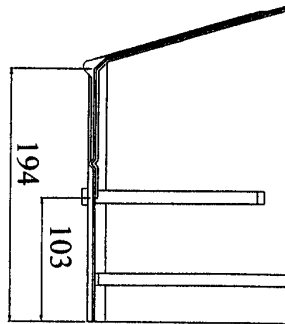


UNLEADED



LEADED TRAYS ARE AVAILABLE
IN EITHER :-

	CODE 4	CODE 5
SHORT LEAD	75mm DROP	
STANDARD LEAD	150mm DROP	150 mm DROP
LONG LEAD	300mm DROP	350mm DROP



COLOURS	Black
PACKING DETAILS	Packed in 25's in cardboard box (unleaded).
WEIGHT	3.7kg per box (unleaded)
MATERIAL	Polypropylene
MANUFACTURING PROCESS	Vacuum Formed
SUITABLE FOR CLEAR CAVITY WIDTHS	50mm to 100mm
BED SIZE	102.5mm

Description:

The GW296 Internal Corner is used where a straight horizontal cavity tray system is required to change direction around an internal corner.

Locating ribs ensure a positive overlap while the attached mastic tape creates a tight bonded seal.

The GW296 Internal Corner tray can also be supplied with short, standard or long lead stapled and sealed to the tray in either code 4 or code 5 (special order).

References:

BRE	:	Building Elements Walls, Windows, Door
BRE	:	DIGEST 262/380
BSI	:	BS5628
BSI	:	BS8000 Part 3
BSI	:	BS8215
NHBC	:	Standards 6.1

MANTHORPE BUILDING PRODUCTS LTD
MANTHORPE HOUSE
BRITAIN DRIVE
CODNOR GATE BUSINESS PARK
RIPLEY
DERBYSHIRE DE5 3ND

TEL: 01773 514 200
FAX: 01773 514 262
EMAIL:
sales@manthorpe.co.uk
WEB:
www.manthorpe.co.uk

DRN M.L.W.O

Date 01.08.03

DRG No

Issue

The company maintains a policy of continuous development of its product range and reserves the right to amend the specification without notice.

MBP 8039

A